






EFFECTS OF SUBSTITUTION OF FERMENTED CHICKEN LITTER WITH CONCENTRATE ON NUTRIENT DIGESTIBILITY AND PERFORMANCE OF SHEEP

Marry CHRISTIYANTO[✉] , Eko PANGESTU , Limbang Kustiawan NUSWANTARA , SURONO , and Cahya Setya UTAMA 

Department of Animal Sciences Faculty of Animal and Agricultural Sciences, University Diponegoro, Jl. Prof. H. Soedarto, S.H, Semarang City, Central Java 50275, Indonesia

[✉]Email: marrychristiyanto@gmail.com

[✉]Supporting Information

ABSTRACT: The study aimed to investigate the effects of supplementing fermented chicken litter on feed consumption, nutrient digestibility (dry matter/DM, organic matter/OM, crude fiber/CF, extract ether/EE, crude protein/CP), total digestible nutrients (TDN), and average daily gain (ADG) in sheep. A completely randomized design with 4 treatments and 3 replications, namely T0 = concentrate without the addition of fermented litter, T1 = 90% concentrate + 10% fermented litter, T2 = 80% concentrate + 20% fermented litter, T3 = 70% concentrate + 30% fermented litter and T4 = 60% concentrate + 40% fermented litter was used. The parameters studied were dry matter digestibility (DMD), organic matter digestibility (OMD), extract ether digestibility (EED), crude fiber digestibility (CFD), crude protein digestibility (CPD), TDN, feed consumption and average daily gain. The results revealed that sheep fed different levels of fermented litter did not affect OMD, DMD, EED, CPD, CFD, TDN, dry matter consumption, and average daily gain (ADG). It was concluded that fermented chicken litter can be incorporated in sheep diet, without considerable negative effects.

Keywords: Digestibility, Feed, Fermentation, Litter, Sheep.

RESEARCH ARTICLE
 PII: S222877012300023-13
 Received: August 28, 2022
 Revised: March 28, 2023
 Accepted: March 28, 2023

INTRODUCTION

Poultry farming in Indonesia is the largest livestock production sector with the fastest population growth. Statistics Indonesia (BPS) recorded that the broiler population in 2018 - 2020 in Indonesia reached 3 trillion heads (Statistics Indonesia, 2020). Poultry litter is a material used as a base for cages and has several functions such as absorbing excreta, ammonia, and heat insulation (Munir et al., 2019; Pepper and Dunlop, 2021). The development of broiler cages that are getting wider has increased the amount of litter/manure waste that has the potential to pollute the environment and disrupt human health (Wang et al., 2019). Statistics Indonesia (2020) noted that the increase in broiler chicken production in Indonesia caused waste in the form of litter and manure by 15.72%, so handling and processing efforts were needed.

Litter has a crude protein content of 25 - 50% and TDN of 55 - 60% (Rahimi et al., 2018). Litter contains nitrogen proteins such as uric acid, purines, and allantoin which serve as the basic ingredients for the synthesis of rumen microbes (Van Ryssen, 2001), with acid detergent fiber (ADF) content ($26.17 \pm 0.40\%$), neutral detergent fiber (NDF) ($40.11 \pm 0.54\%$), lignin ($6.91 \pm 0.37\%$), CuO (1.15%), MgO (42.53%) and Al₂O₃ (10.19%) which can be degraded by microorganisms during the fermentation process (Utama and Christiyanto, 2021). The litter must go through a processing process so that it can be used optimally and not harmful to livestock (Utama and Christiyanto, 2021).

Fermentation is a process of microorganism activity in obtaining the energy needed for metabolic processes through the breakdown of organic compounds both aerobically and anaerobically and resulting in changes in the substrate (Owens and Basalan, 2016). The activity of these microorganisms is expected to reduce crude fiber levels and improve the quality of feed ingredients (Supriyati et al., 2014).

This study aimed to examine the feeding of fermented litter as a substitute for sheep concentrates on dry matter digestibility (DMD), organic matter digestibility (OMD), crude protein digestibility (CPD), crude fiber digestibility (CFD), total digestible nutrients (TDN), dry matter consumption and average daily gain.

MATERIALS AND METHODS

The material used in the study was 15 female local sheep with a weight of ± 11 kg. The research design used was a completely randomized design (CRD) with 4 treatments and 3 replications, namely T0 = concentrate without the addition

of fermented litter, T1 = 90% concentrate + 10% fermented litter, T2 = 80% concentrate + 20% fermented litter, T3 = 70% concentrate + 30% fermented litter and T4 = 60% concentrate + 40% fermented litter.

Litter was fermented using starter exceed for 6 weeks then the fermented product was ground until smooth. Sheep were adapted to treatment for 14 days and then followed by data collection for 10 days. Maintenance was carried out for 4 weeks with feeding 2 times in one day. The feed is provided in the form of forage and concentrate. Stool collection was carried out 1 × 24 hours for 10 days, then continued with proximate analysis and calculated digestibility. The concentrate consists of rice bran, corn, Corn Gluten Feed (CGF), palm cake, soybean groats, molasses, minerals, salt, and fermented litter. The composition of the treatment ration can be seen in Table 1.

Table 1 - Composition feed of the treatment.

Feed Ingredients	Treatments					
	T0	T1	T2	T3	T4	
Bran	40	28	19	17	18	
Corn	8	14	14	14	10	
Palm kernel meal	20	17	17	17	11	
Soybean groats	8	7	6	6	7	
Corn gluten meal	20	20	20	12	10	
Salt	1	1	1	1	1	
Molasses	2	2	2	2	2	
Mineral	1	1	1	1	1	
Litter fermentation	0	10	20	30	40	

T0 = concentrate without the addition of fermented litter, T1 = 90% concentrate + 10% fermented litter, T2 = 80% concentrate + 20% fermented litter, T3 = 70% concentrate + 30% fermented litter and T4 = 60% concentrate + 40% fermented litter

Parameter estimate

The parameters observed in this study were dry matter consumption, dry matter digestibility (DMD), organic matter digestibility (OMD), extract ether digestibility (EED), crude fiber digestibility (CFD), crude protein digestibility (CPD), Total Digestible Nutrients (TDN), and average daily gain (ADG). The measurement of DMD, OMD, EED, CFD, CPD, and TDN is calculated using the formula of Alseny et al. (2014):

$$\text{DMD} = \frac{\text{DM Consumption} - \text{DM Excreted}}{\text{DM Consumption}} \times 100\%$$

$$\text{OMD} = \frac{\text{OM Consumption} - \text{OM Excreted}}{\text{OM Consumption}} \times 100\%$$

$$\text{CFD} = \frac{\text{CF Consumption} - \text{CF Excreted}}{\text{CF Consumption}} \times 100\%$$

$$\text{EED} = \frac{\text{EE Consumption} - \text{EE Excreted}}{\text{EE Consumption}} \times 100\%$$

$$\text{CPD} = \frac{\text{CP Consumption} - \text{CP Excreted}}{\text{CP Consumption}} \times 100\%$$

$$\text{TDN} = \% \text{ digestible crude fiber} + \% \text{ digestible NFE} + \% \text{ digestible crude protein} + 2,25 \% \text{ digestible extract ether}$$

Measurement of average daily gain and feed consumption was calculated using the formula of Abebe and Tamir (2016):

$$\text{Average daily gain (ADG)} = \frac{\text{Final Weight (kg)} - \text{Initial Weight (kg)}}{\text{"Maintenance Length (days)"}}$$

$$\text{Dry matter consumption (Kg DM/head/day)} = \frac{\text{"Total Feed given (kg DM)} - \text{Total Remaining Feed (kg DM)"}}{\text{"Maintenance Length (days)"}}$$

Data analysis

Research data were analyzed using analysis of variance (ANOVA). When the results of the analysis showed a real effect, it was continued with Duncan's difference test at the 5% level.

Animal ethical regulation

The treatment of experimental animals was carried out in accordance with the "Guidelines for the Care and Utilization of Laboratory Animals" from Diponegoro University. All procedures carried out in this study involving animals have been following ethical standards and approved by the Feed Technology Laboratory of the Faculty of Animal Husbandry and Agriculture, University Diponegoro.

RESULTS AND DISCUSSIONS

Nutrient digestibility data, DM consumption, daily body weight gain sheep

Based on the research results in Table 2 showed that there was no significant effect ($P>0.05$) of different feed treatments on nutrient digestibility, DM consumption and daily body weight gain of sheep.

Table 2 - Nutrient digestibility, and daily body weight gain in Sheep.

Treatments	T0	T1	T2	T3	T4	P-values (P<0.05)
Parameters						
Dry matter consumption (kg/head/day)	0.55	0.55	0.55	0.54	0.54	NS
DMD (%)	71.36 ± 6.37	67.64 ± 5.91	67.42 ± 7.05	69.56 ± 3.34	67.41 ± 3.47	NS
OMD (%)	73.73 ± 5.44	70.00 ± 5.72	70.00 ± 6.45	71.54 ± 3.36	69.58 ± 3.26	NS
EED (%)	57.25 ± 4.95	65.77 ± 8.88	68.24 ± 10.02	55.97 ± 5.67	70.91 ± 3.68	NS
CFD (%)	63.40 ± 6.97	49.11 ± 10.28	52.51 ± 10.15	56.26 ± 6.11	53.72 ± 9.07	NS
CPD (%)	76.99 ± 5.19	76.94 ± 5.20	75.30 ± 5.19	75.61 ± 2.85	73.21 ± 1.58	NS
TDN (%)	65.55 ± 4.85	66.23 ± 6.98	62.86 ± 5.89	60.80 ± 2.90	59.00 ± 2.76	NS
Average daily gain (kg/head/day)	0.19 ± 0.04	0.21 ± 0.07	0.20 ± 0.04	0.22 ± 0.02	0.20 ± 0.03	NS

NS: non-significant ($P>0.05$); Dry matter digestibility (DMD), organic matter digestibility (OMD), extract ether digestibility (EED), crude fiber digestibility (CFD), crude protein digestibility (CPD), and Total Digestible Nutrients (TDN). T0 = concentrate without the addition of fermented litter, T1 = 90% concentrate + 10% fermented litter, T2 = 80% concentrate + 20% fermented litter, T3 = 70% concentrate + 30% fermented litter and T4 = 60% concentrate + 40% fermented litter

Dry matter consumption

Based on Table 2, it can be seen that the average DM consumption of local sheep feed is 0.54 – 0.55 kg/head/day. This value is by the standard by Gerlach et al. (2015) that the consumption of DM feed that has high quality can reach 3.5% of body weight. The nutritional quality of the feed given will affect livestock productivity. McGrath et al. (2018) stated that feed consumption in ruminants was influenced by several factors such as palatability, energy requirements, feed form, physiological status, and production. Scherer et al. (2015) stated that the ability to consume DM shows an effort to fulfil the body's nutritional needs for development.

Dry matter digestibility (DMD)

Results showed that the administration of fermented litter in treatments T0, T1, T2, T3, and T4 did not affect the DMD value of sheep. The highest DMD value of 80.97% with T0 treatment could occur because the nutrient content in the ration was easily digested by rumen microbes. This value is higher than the results of research by Al-Galbi (2013) which states that the provision of broiler excreta in feed provides a DMD value of 61.39 – 65.56%. The high DMD value is thought to be caused by the ability of microbes to break complex bonds such as the lignin content in the ration to be simpler. Langda et al. (2020) stated that high levels of lignin in feed caused microbes in the rumen unable to degrade nutrients in cells so that the digestibility produced was low. The high DMD value in the T3 treatment indicated that the dry matter ration was able to be digested by microbes.

Organic matter digestibility (OMD)

The results showed that the increase in fermented litter substitution in concentrate did not affect the OMD value of sheep. The absence of this difference is presumably because the DMD values are not different. Gao et al. (2015) stated that ration OMD can be an indicator that OM ration is easy to be degraded by rumen microbes and digested by post-rumen digestive enzymes. The highest OMD value was 82.13% in the T0 treatment, while the lowest OMD value was 79.01% in the T2 treatment. This value is higher than the results of the study by Shahowna et al. (2013) that the value of OMD litter added to the ratio ranged from 67.35 – 79.79%. Gao et al (2015) stated that the high and low of OMD are related to DMD because organic matter is part of dry matter.

Extract ether digestibility (EED)

Statistical test results showed that the concentrate substitution treatment with fermented litter gave no significant results. Extract Ether digestibility increased no-significantly with increasing fermentative litter composition. This is caused by the binding of triglyceride complexes to the feed with the addition of fermented litter. Lam et al. (2010) stated that high-fat triglyceride bonds do not break down into simple bonds such as fatty acids and alcohols so the evaporation process due to alcohol does not occur. Irungu et al. (2018) added that the main effect of the high digestibility value of EE is influenced by the chemical structure of fat which is highly digestible by livestock compared to protein. The main effect of increasing fat absorption is on the amount of triglyceride content rather than free fatty acids. Patra (2014) stated that

the ability to digest fat increases when it is dominated by unsaturated fatty acid bonds, there are short - chain fatty bonds, and contains more triglyceride molecules compared to free fatty acids.

Crude fiber digestibility (CFD)

The digestibility of CF sheep fed different fermented litter feeds in vivo showed that the results had no effect. Litter fermentation on extract ether had no significant effect, presumably due to the influence of cellulose degradation. The crude fiber in sheep has a role in balancing the buffer by helping the process of rumen saliva production. The highest CFD value was 76.88% with T0 treatment, while the lowest CFD value was 68.79% with T1 treatment. Lignin can be a major factor in the high content of crude fiber. [Islam et al. \(2017\)](#) stated that CF has a relationship with digestibility, the lower the CF, the higher the digestibility of the ration. Lignin as a component of CF is a complex substance that is difficult to digest. [Behan et al. \(2019\)](#) stated that the digestibility of CF is influenced by high and low cell wall fractions. Hemicellulose and cellulose are cell wall components that can be digested by rumen microbes.

Crude protein digestibility (CPD)

Crude protein digestibility of sheep fed different fermented litter feeds in vivo showed that there was no significant effect. Crude protein digestibility value is a percentage of CP contained in the consumed ration and not found in livestock feces, CPD is influenced by CP value. The CPD value was influenced by the protein content in the ration. [Tilman et al. \(2005\)](#) stated that CPD depends on protein content and the amount of protein that enters the digestive tract, the higher the protein content, the higher the digestibility. The highest CPD value was 84.22% with the T1 treatment, while the lowest CPD value was 69.67% with the T0 treatment. The high CP content in the ration will cause the rate of reproduction and the number of microbes in the rumen to increase. [Soltan et al \(2018\)](#) stated that an increase in the number of microbes in the rumen will cause more enzymes that digest CP and an increase in CPD. The DMD value of a ratio is closely related to the CPD value. [Pazla et al. \(2021\)](#) stated that the CPD value is directly proportional to the DMD.

Total digestible nutrients (TDN)

The results showed that the treatment with fermented litter did not affect the TDN value of the sheep. TDN shows the amount of energy consumed by livestock. [Omer et al. \(2019\)](#) stated that the TDN value is an illustration of the total energy consumed by livestock from feed or rations. The TDN value is influenced by the nutritional content in the feed ration. [Van Soest \(1994\)](#) stated that the TDN value was obtained from the digestibility value of the fiber, protein, fat, and carbohydrate components present in the feed. [Alshelmani et al. \(2016\)](#) added that the TDN consumed by livestock will be high because the NFE consumed is high, a high TDN will support an increase in ration efficiency.

Average daily gain (ADG)

The substitution of concentrate with fermented litter did not statistically give any difference in the value of average daily gain. The results showed that the average value of daily gain for sheep ranged from 0.187 to 0.223 kg. This value is higher than the research of [Abad et al. \(2015\)](#) who reported that the average daily gain of local goats ranging from 3 to 6 months of age was 40 g. Body weight gain is thought to be influenced by the nutrient content in the ration. [Madeira et al. \(2017\)](#) stated that the factors affecting body weight gain were influenced by the palatability of the ration and the nutrient content in the ration such as adequate protein and energy.

CONCLUSION

Based on the results of this research, it can be concluded that giving fermented litter can be used as a substitute for sheep feed concentrate because it shows the same performance as giving without fermented litter. It was concluded that fermented chicken litter can be incorporated in sheep diet, without considerable negative effects.

DECLARATIONS

Corresponding author

Email: marrychristiyanto@gmail.com

Acknowledgement

Thanks to the Institute for Research and Community Service University Diponegoro for funding and facilitating the assignment of Basic Research activities of the Directorate of Research and Community Service of the Directorate General of Research and Development of the Ministry of Research, Technology, and Higher Education with Number: 225-67/UN7.6.1/PP/2022 dated March 20, 2022. Thanks also for the help of Mahatma Widhy Nararya, Ika Adelya dan Syafira Hanifah for his assistance in research activities and preparation of activity reports.

Authors' contribution

MCH and CSU provide recommendations and suggestions on research topics, article preparation and finalization of scientific articles; EPA and LKN conduct research and analysis of productivity and performance parameters; SRN conducts article preparation and research data processing

Conflict of Interests

The authors declare that they have no competing interests.

REFERENCES

- Abad T, Lestari CMS and Purbowati E (2015). Growth pattern of body weight of female kacang goats in Grobogan Regency. *Animal Agricultural Journal*, 4(1): 93-97. <https://ejournal3.undip.ac.id/index.php/aa/article/view/8481>
- Abebe H and B Tamir (2016). Effects of supplementation with pigeon pea (*Cajanus cajan*), cowpea (*Vigna unguiculata*) and lablab (*Lablab purpureus*) on feed intake, bodyweight gain and carcass characteristics in Wollo sheep fed grass hay. *International Journal of Advanced Research in Biological Science*. 3(2): 280-295. <https://doi.org/10.5897/IJLP2018.0449>
- Al-Galbi HJ (2013). Utilization of diet containing poultry excreta by cattle and buffalo rumen microorganisms in vitro. *Basrah Journal of Veterinary Research*, 12: 296-308. DOI: <http://dx.doi.org/10.33762/bvetr.2013.76209>
- Alsersy H, Salem AZM, Borhami BE, Olivares J, Gado HM, Mariezcurrena MD, and et al. (2014). Effect of Mediterranean saltbush (*Atriplex halimus*) ensilaging with two developed enzyme cocktails on feed intake, nutrient digestibility and ruminal fermentation in sheep. *Animal Science Journal*, 86(1): 51-58. <https://doi.org/10.1111/asj.12247>
- Alshelmani MI, Loh TC, Foo HL, Sazili AQ and Lau WH. (2016). Effect of feeding different levels of palm kernel cake fermented by *Paenibacillus polymyxa* ATCC 842 on nutrient digestibility, intestinal morphology, and gut microflora in broiler chickens. *Animal Feed Science and Technology*, 216: 216-224. <https://doi.org/10.1016/j.anifeedsci.2016.03.019>.
- Behan AA, Loh TC, Fakurazi S, Kaka U, Kaka A, and Samsudin AA. (2019). Effects of Supplementation of Rumen Protected Fats on Rumen Ecology and Digestibility of Nutrients in Sheep. *Animals*, 9(7): 400. DOI : <https://doi.org/10.3390/ani9070400>
- Gao W, Chen A, Zhang B, Kong P, Liu C, and Zhao J. (2015). Rumen Degradability and Post-ruminal Digestion of Dry Matter, Nitrogen and Amino Acids of Three Protein Supplements. *Asian-Australasian Journal of Animal Sciences*, 28(4): 485-493. DOI: <http://dx.doi.org/10.5713/ajas.14.0572>
- Gerlach K, Roß F, Weiß K, Büscher W, and Südekum KH. (2014). Aerobic exposure of grass silages and its impact on dry matter intake and preference by goats. *Small Ruminant Research*. 117 (2-3): 131-141. DOI: <https://doi.org/10.1016/j.smallrumres.2013.12.033>
- Irungu FG, Mutung'i CM, Faraj AK, Affognon H, Ekesi S, Nakimbugwe D, et al. (2018). Proximate composition and in vitro protein digestibility of extruded aquafeeds containing *Acheta domestica* and *Hermetia illucens* fractions. *Journal of Insects as Food and Feed*. 4 (4): 275-284. DOI: <https://doi.org/10.3390/ani9030095>
- Islam R, Redoy M, Shuvo A, Sarker M, Akbar M, and Al-Mamun M. (2017). Effect of pellet from total mixed ration on growth performance, blood metabolomics, carcass and meat characteristics of Bangladeshi garole sheep. *Progressive Agriculture*, 28(3): 222-229. DOI: <https://doi.org/10.3329/pa.v28i3.34659>
- Lam MK, Lee KT, Mohamed AR (2010). Homogeneous, heterogeneous and enzymatic catalysis for transesterification of high free fatty acid oil (waste cooking oil) to biodiesel: a review. *Biotechnology advances*, 28(4): 500-518. <https://doi.org/10.1016/j.biotechadv.2010.03.002>
- Langda S, Zhang C, Zhang K, Gui B, Ji D, Deji C, et al. (2020). Diversity and composition of rumen bacteria, fungi, and protozoa in goats and sheep living in the same high-altitude pasture. *Animals*. 10 (2): 186. <https://doi.org/10.3390/ani10020186>.
- Madeira MS, Cardoso C, Lopes PA, Coelho D, Afonso C, Bandarra NM, and Prates JAM. (2017). Microalgae as feed ingredients for livestock production and meat quality: A review. *Livestock Science*, 205: 111–121. <https://doi.org/10.1016/j.livsci.2017.09.020>
- McGrath J, Duval SM, Tamassia LF, Kindermann M, Stemmler RT, de Gouvea VN, et al. (2017). Nutritional strategies in ruminants: A lifetime approach. *Research in veterinary science*, 116:28-39. <https://doi.org/10.1016/j.rvsc.2017.09.011>
- Munir MT, Belloncle C, Irlé M, Federighi M (2019). Wood-based litter in poultry production: a review. *World's Poultry Science Journal*, 75(1):5-16. <https://doi.org/10.1017/S0043933918000909>
- Omer HAA, Tawila MA, Gad SM and Abdel-Magid SS. (2019). Mango (*Mangifera indica*) seed kernels as untraditional source of energy in Rahmani sheep rations. *Bulletin of the National Research Centre*, 43: 176. DOI: <https://doi.org/10.1186/s42269-019-0241-4>
- Owens FN, and Basalan M (2016). Ruminal fermentation. In *Rumenology 2016*, Springer, Cham, pp. 63-102. https://doi.org/10.1007/978-3-319-30533-2_3
- Patra AK. (2014). A meta-analysis of the effect of dietary fat on enteric methane production, digestibility and rumen fermentation in sheep, and a comparison of these responses between cattle and sheep. *Livestock Science*, 162: 97-103. <https://doi.org/10.1016/j.livsci.2014.01.007>
- Pazla R, Jamarun N, Zain M, Yanti G, and Chandra RH (2021). Quality evaluation of tithonia (*Tithonia diversifolia*) with fermentation using *Lactobacillus plantarum* and *Aspergillus ficuum* at different incubation times. *Biodiversitas*, 22(9): 3936-3942. <https://doi.org/10.13057/biodiv/d220940>
- Pepper CM, and Dunlop MW (2021). Review of litter turning during a grow-out as a litter management practice to achieve dry and friable litter in poultry production. *Poultry science*, 100(6):101071. <https://doi.org/10.1016/j.psj.2021.101071>
- Rahimi, MR, Alijoo YA, Pirmohammadi R and Alimirzaei M (2018). Effects of feeding with broiler litter in pellet-form diet on Qizil fattening lambs' performance, nutrient digestibility, blood metabolites and husbandry economics. *Veterinary Research Forum*, 9 (3): 245–251. <https://doi.org/10.30466/vrf.2018.32081>
- Scherer R, Gerlach K and Südekum KH. (2015). Biogenic amines and gamma-amino butyric acid in silages: Formation, occurrence and influence on dry matter intake and ruminant production. *Animal Feed Science and Technology*. 210: 1-16. <https://doi.org/10.1016/j.anifeedsci.2015.10.001>
- Shahowna EM, Mahala AG, Mokhtar AM, Amasaib EO and Attaelmann B (2013). Evaluation of nutritive value of sugar cane bagasse fermented with poultry litter as animal feed. *African Journal of Food Science and Technology*, 4(5): 106-109. <http://khartoumspace.uofk.edu/bitstreams/6db08a3f-3511-4fa1-a8d1-b4a620df9855/download>
- Soltan YA, Natel AS, Araujo RC, Morsy AS, and Abdalla AL (2018). Progressive adaptation of sheep to a microencapsulated blend of essential oils: Ruminal fermentation, methane emission, nutrient digestibility, and microbial protein synthesis. *Animal Feed Science and Technology*, 237: 8-18. DOI: <https://doi.org/10.1016/j.anifeedsci.2018.01.004>
- Statistics Indonesia (2020). Broiler Population by Province (Heads), Jakarta. <https://www.bps.go.id/indicator/24/488/1/broiler-meat-production-by-province.html>.
- Supriyati, Haryati T, Susanti T, and Susana IWR. (2014). Nutritional value of rice bran fermented by *Bacillus amyloliquefaciens* and humic substances and its utilization as a feed ingredient for broiler chickens. *Asian-Australasian Journal of Animal Sciences*, 28(2): 231–238. <https://doi.org/10.5713/ajas.14.0039>
- Utama CS, and Christiyanto M (2021). The feasibility of fermented litter as a feed ingredient for ruminant livestock. *Journal of Advanced Veterinary and Animal Research*, 8 (2): 312-322. DOI: <https://doi.org/10.5455/javar.2021.h517>
- Van Ryssen JB (2001). Poultry litter as a feedstuff for ruminants: A South African scene. *South African Journal of Animal Science*, 2:1-8. <http://www.cruzim.com/wp-content/uploads/2020/02/poultrylitter.pdf>
- Van Soest PJ (1994). *Nutritional Ecology of the Ruminant*. 2nd Ed. Cornell University Press, Ithaca. <https://doi.org/10.7591/9781501732355>
- Wang Y, Xue W, Zhu Z, Yang J, Li X, Tian Z, et al. (2019). Mitigating ammonia emissions from typical broiler and layer manure management- A system analysis. *Waste Management*, 93: 23-33. <https://doi.org/10.1016/j.wasman.2019.05.019>